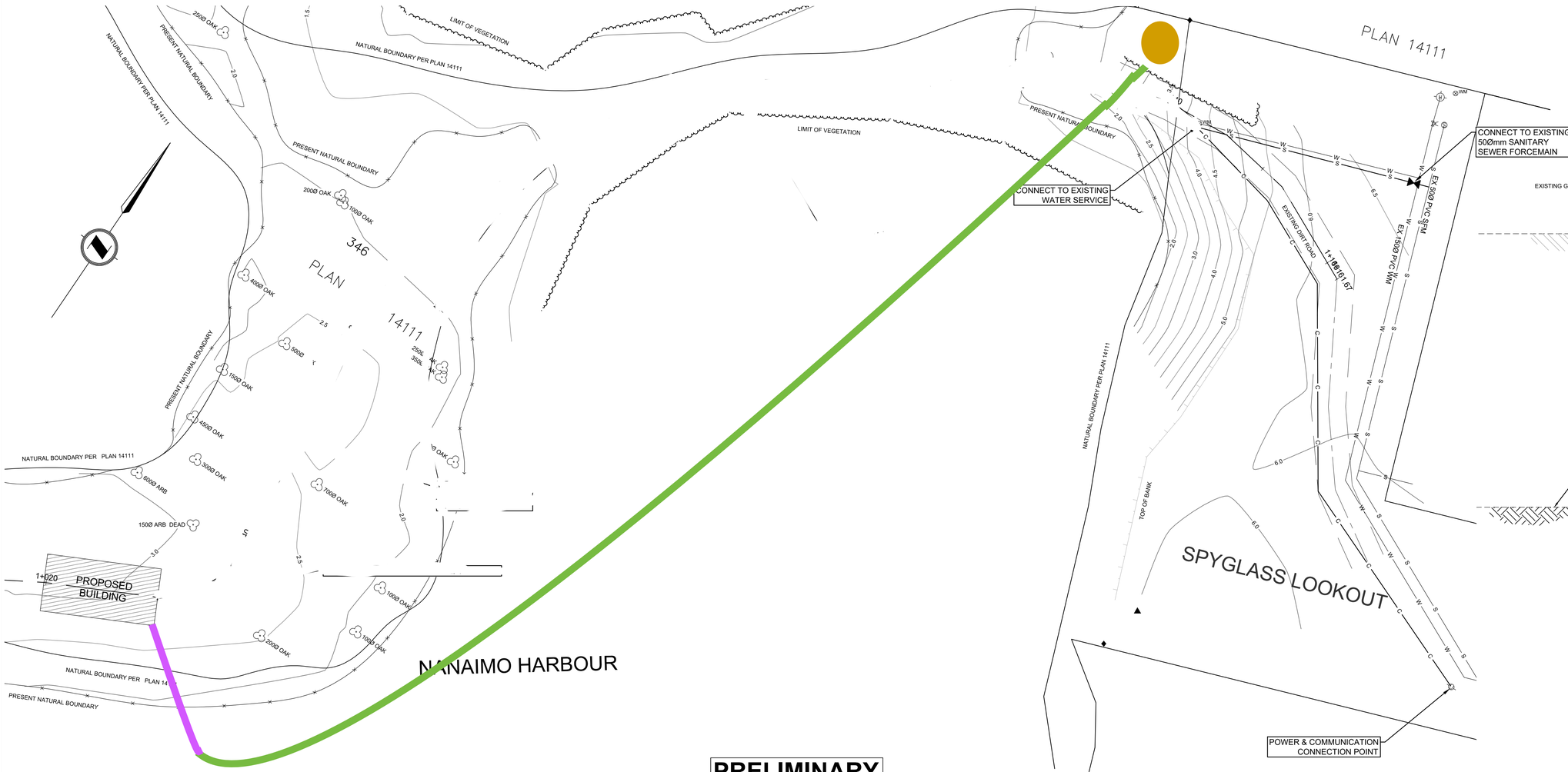

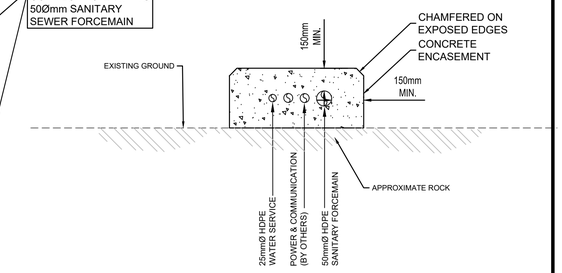

CONCRETE ENCASEMENT
ABOVE GROUND
NOT TO SCALE

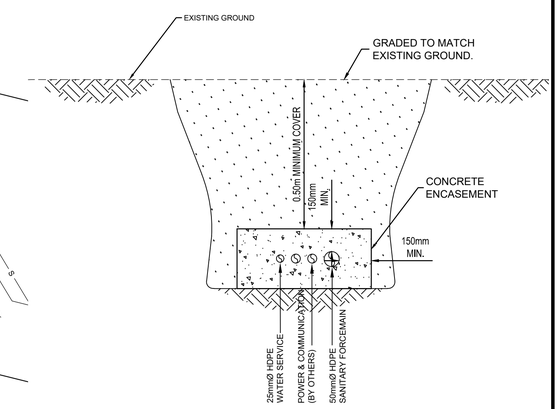

CONCRETE ENCASEMENT
NOT TO SCALE

PRELIMINARY
NOT FOR CONSTRUCTION

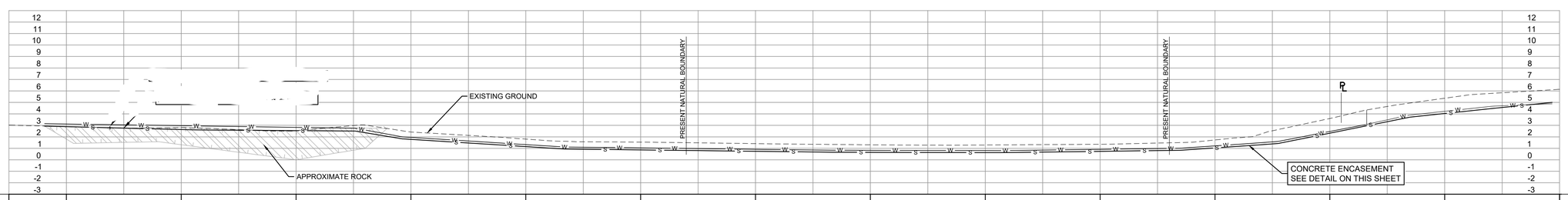

EXISTING GRADE	3.02	2.88	2.81	2.54	2.42	1.81	1.54	1.41	1.31	1.29	1.35	1.73	3.60	5.36	6.14
℄ STATION	1+025	1+030	1+040	1+050	1+060	1+070	1+080	1+090	1+100	1+110	1+120	1+130	1+140	1+150	1+160

Rev	Date	Description	Surv	Drawn	App'd
PB	2019-02-14	ISSUED FOR DISCUSSION	TQ	HTC	CP
PA	2018-10-22	ISSUED FOR DISCUSSION	TQ	HTC	CP

THIS DRAWING AND DESIGN IS THE PROPERTY OF McELHANNEY CONSULTING SERVICES LTD. (McELHANNEY) AND SHALL NOT BE USED, REUSED OR REPRODUCED WITHOUT THE CONSENT OF McELHANNEY. McELHANNEY WILL NOT BE HELD RESPONSIBLE FOR THE IMPROPER OR UNAUTHORIZED USE OF THIS DRAWING AND DESIGN. THIS DRAWING AND DESIGN HAS BEEN PREPARED FOR THE CLIENT IDENTIFIED, TO MEET THE STANDARDS AND REQUIREMENTS OF THE APPLICABLE PUBLIC AGENCIES AT THE TIME OF PREPARATION. McELHANNEY, ITS EMPLOYEES, SUBCONSULTANTS AND AGENTS WILL NOT BE LIABLE FOR ANY LOSSES OR OTHER CONSEQUENCES RESULTING FROM THE USE OR RELIANCE UPON, OR ANY CHANGES MADE TO, THIS DRAWING, BY ANY THIRD PARTY, INCLUDING CONTRACTORS, SUPPLIERS, CONSULTANTS AND STAKEHOLDERS, OR THEIR EMPLOYEES OR AGENTS, WITHOUT McELHANNEY'S PRIOR WRITTEN CONSENT.
INFORMATION ON EXISTING UNDERGROUND FACILITIES MAY NOT BE COMPLETE OR ACCURATE. McELHANNEY, ITS EMPLOYEES AND DIRECTORS ARE NOT RESPONSIBLE NOR LIABLE FOR THE LOCATION OF ANY UNDERGROUND CONDUITS, PIPES, CABLES OR OTHER FACILITIES WHETHER SHOWN OR OMITTED FROM THIS PLAN. PRIOR TO CONSTRUCTION CONTRACTOR SHALL EXPOSE LOCATIONS OF ALL EXISTING FACILITIES BY HAND DIGGING OR HYDROVAC AND ADVISE THE ENGINEER OF POTENTIAL CONFLICTS.

0 1:200 10

ORIGINAL DWG SIZE: ANSI D (22" x 34")
ALL DIMENSIONS ARE IN METRES

McElhanney
McElhanney Associates Land Surveying Ltd.
Suite 1
1351 Estevan Road
Nanaimo BC
Canada V9S 3Y3
Tel 250 716 3336

Approved Sealed

ALFREDO TURA
25 SPYGLASS LOOKOUT

PLAN, PROFILE & DETAIL
PROTECTION ISLAND
NANAIMO, BC

Drawing No. 101

Project Number 2232-00477-00

Rev. PB

DESTROY ALL PRINTS BEARING PREVIOUS REVISION

DATE: 2019-02-13, 12:54 FILE: Z:\Proj-Active\Nanaimo 2232\00477-00 25 Spyglass Lookout\10.0 Drawings\10.1 Active\Civil\3D\00477-0-DESIGN.dwg
McElhanney ANSI D - 15-05-22